

6FM230D-X 12V 230Ah(20hr)

The rechargeable batteries are lead-lead dioxide systems. The dilute sulfuric acid electrolyte is absorbed by separators and plates and thus immobilized. Should the battery be accidentally overcharged producing hydrogen and oxygen, special one-way valves allow the gases to escape thus avoiding excessive pressure build-up. Otherwise, the battery is completely sealed and is, therefore, maintenance-free, leak proof and usable in any position.

Battery Construction

Component	Positive plate	Negative plate	Container	Cover	Safety valve	Terminal	Separator	Electrolyte
Raw material	Lead dioxide	Lead	ABS	ABS	Rubber	Copper	Fiberglass	Sulfuric acid

General Features

- Absorbent Glass Mat (AGM) technology for efficient gas recombination of up to 99% and freedom from electrolyte maintenance or water adding.
- Not restricted for air transport-complies with IATA/ICAO Special Provision A67.
- UL-recognized component.
- Can be mounted in any orientation.
- Computer designed lead, calcium tin alloy grid for high power density.
- Long service life, float or cyclic applications.
- Maintenance-free operation.
- Low self discharge.

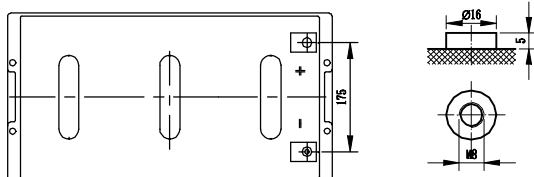
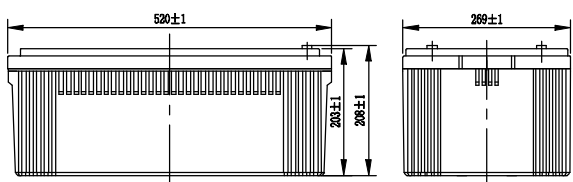
Dimensions and Weight

Length(mm / inch)	520 / 20.5
Width(mm / inch)	269 / 10.6
Height(mm / inch)	203 / 8.0
Total Height(mm / inch)	208 / 8.2
Approx. Weight(Kg / lbs)	72.6 / 160.1

* Weight deviation: ± 3%

Performance Characteristics

Nominal Voltage	12V
Number of cell	6
Design Life	10 years
Nominal Capacity 77°F(25°C)	
20 hour rate (11.5A, 10.8V)	230Ah
10 hour rate (21.0A, 10.8V)	210Ah
5 hour rate (40.3A, 10.5V)	201.5Ah
1 hour rate (150A, 9.6V)	150Ah
Internal Resistance	
Fully Charged battery 77°F(25°C)	≤ 2.8mOhms
Self-Discharge	
3% of capacity declined per month at 20°C(average)	
Operating Temperature Range	
Discharge	-20~60°C
Charge	-10~60°C
Storage	-20~60°C
Max. Discharge Current 77°F(25°C)	1100A(5s)
Short Circuit Current	4300A
Charge Methods: Constant Voltage Charge 77°F(25°C)	
Cycle use	2.40-2.45VPC
Maximum charging current	63A
Temperature compensation	-30mV/°C
Standby use	2.20-2.30VPC
Temperature compensation	-20mV/°C



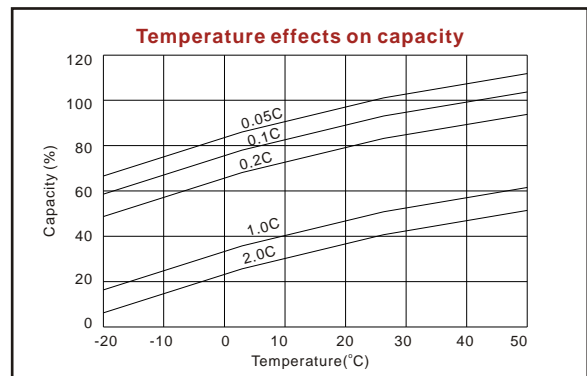
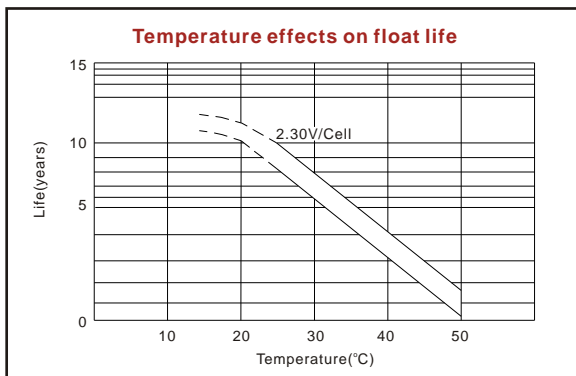
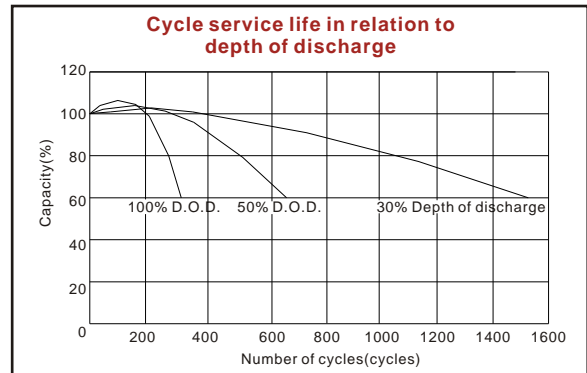
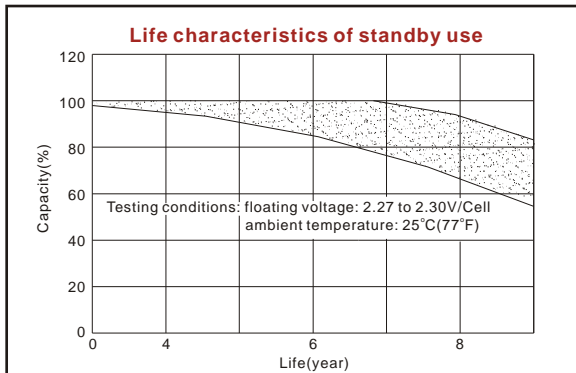
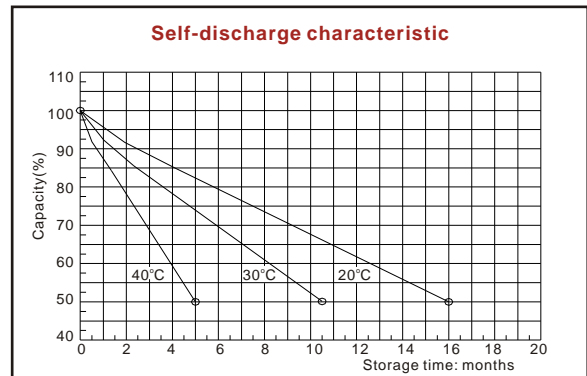
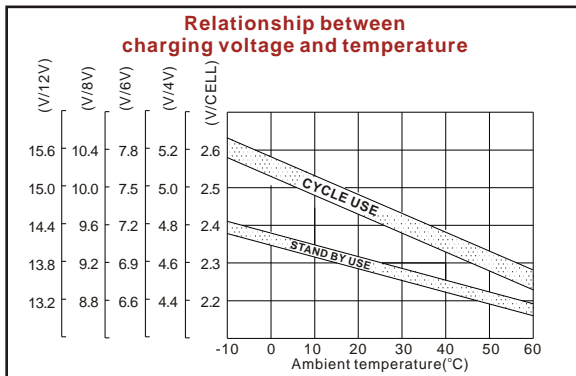
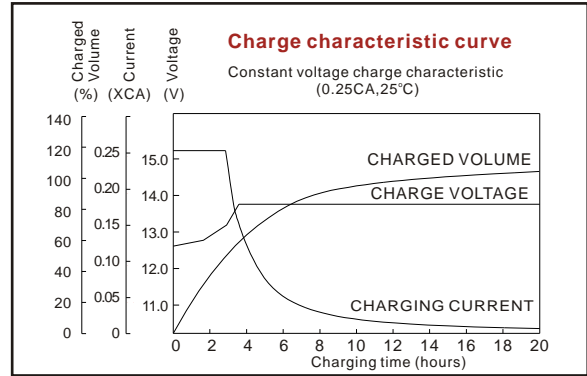
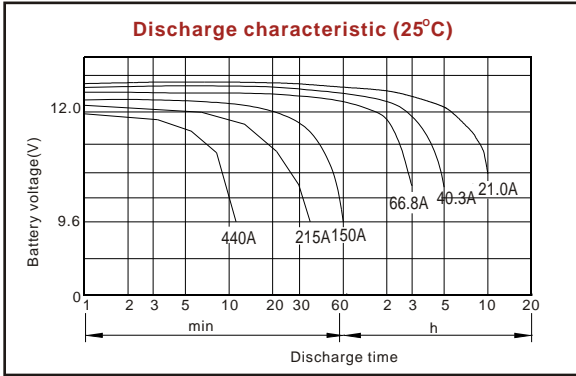
Discharge Constant Current (Amperes at 77°F25°C)

End Point Volts/Cell	15min	30min	45min	1h	3h	5h	10h	20h
1.60V	395	232	180	150	68.5	41.0	21.8	9.9
1.65V	384	231	176	147	68.2	40.8	21.6	10.2
1.70V	373	230	174	145	67.8	40.6	21.4	10.6
1.75V	362	226	172	144	66.8	40.3	21.2	11.1
1.80V	350	223	170	142	66.5	40.0	21.0	11.5

Discharge Constant Power (Watts at 77°F25°C)

End Point Volts/Cell	15min	30min	45min	1h	2h	3h	5h
1.60V	640	439	341	286	172	131	86.7
1.65V	630	436	339	284	171	130	86.4
1.70V	624	432	327	280	169	129	86.1
1.75V	610	429	325	278	168	128	85.8
1.80V	600	425	322	275	166	126	85.4

(Note)The above characteristics data are average values obtained within three charge/discharge cycles not the minimum values. All data shall be changed without notice,Luxury reserves the right to explain and update the information contained hereinto.





ISO9001:2008



MH25860



G4M19906-9202-E-16



SUMMIT OF TECHNOLOGY

E-mail: sales@luxury-system.com
Website: <http://www.luxury-system.com>

LUXURY SYSTEM . CO ., LTD