

CL600 2V 600Ah(10hr)

The rechargeable batteries are lead-lead dioxide systems. The dilute sulfuric acid electrolyte is absorbed by separators and plates and thus immobilized. Should the battery be accidentally overcharged producing hydrogen and oxygen, special one-way valves allow the gases to escape thus avoiding excessive pressure build-up. Otherwise, the battery is completely sealed and is, therefore, maintenance-free, leak proof and usable in any position.

Battery Construction

Component	Positive plate	Negative plate	Container	Cover	Safety valve	Terminal	Separator	Electrolyte
Raw material	Lead dioxide	Lead	ABS	ABS	Rubber	Copper	Fiberglass	Sulfuric acid

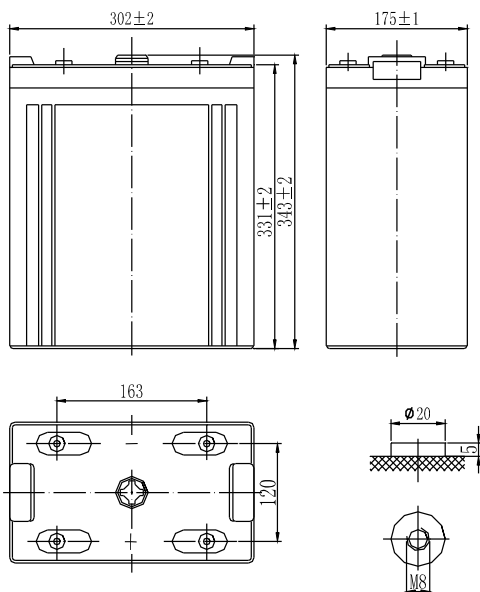
General Features

- Absorbent Glass Mat (AGM) technology for efficient gas recombination of up to 99% and freedom from electrolyte maintenance or water adding.
- Not restricted for air transport-complies with IATA/ICAO Special Provision A67.
- UL-recognized component.
- Can be mounted in any orientation.
- Computer designed lead, calcium tin alloy grid for high power density.
- Long service life, float or cyclic applications.
- Maintenance-free operation.
- Low self discharge.

Dimensions and Weight

Length(mm / inch)	302 / 11.89
Width(mm / inch)	175 / 6.89
Height(mm / inch)	331 / 13.03
Total Height(mm / inch)	367 / 14.5
Approx. Weight(Kg / lbs)	40 / 88.24

* Weight deviation: ± 3%



Total height with removeable cover: 367

Performance Characteristics

Nominal Voltage	2V
Number of cell	1
Design Life	20 years
Nominal Capacity 77°F(25°C)	
10 hour rate (60A, 1.8V)	600Ah
5 hour rate (108A, 1.75V)	540Ah
1 hour rate (364A, 1.6V)	364Ah
Internal Resistance	
Fully Charged battery 77°F(25°C)	≤ 0.6mOhms
Self-Discharge	
3% of capacity declined per month at 20°C(average)	
Operating Temperature Range	
Discharge	-20~60°C
Charge	-10~60°C
Storage	-20~60°C
Max. Discharge Current 77°F(25°C)	3000A(5s)
Charge Methods: Constant Voltage Charge 77°F(25°C)	
Cycle use	2.40-2.45VPC
Maximum charging current	120A
Temperature compensation	-5.0mV/°C
Standby use	2.20-2.30VPC
Temperature compensation	-3.3mV/°C

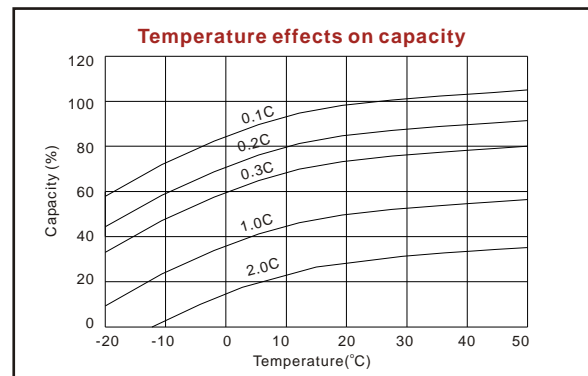
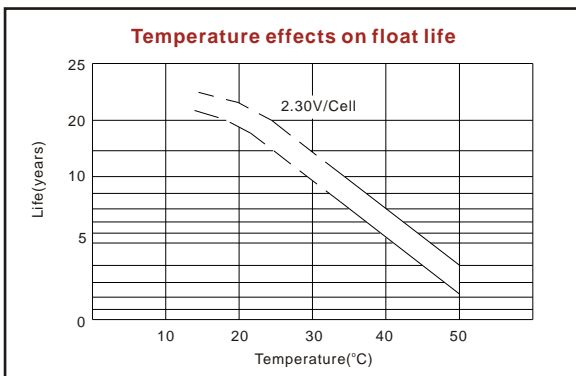
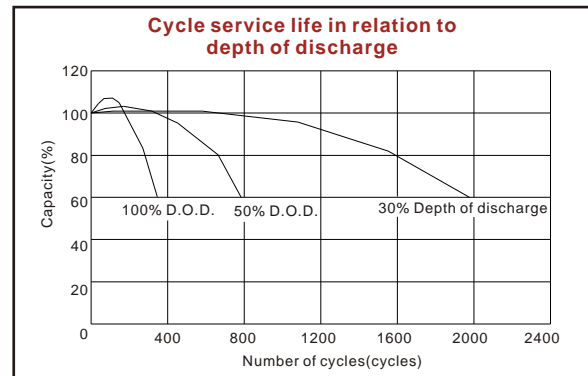
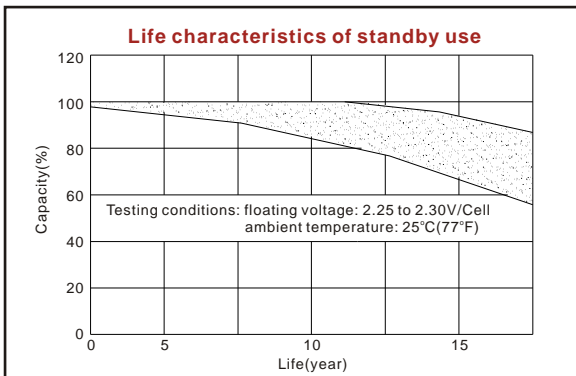
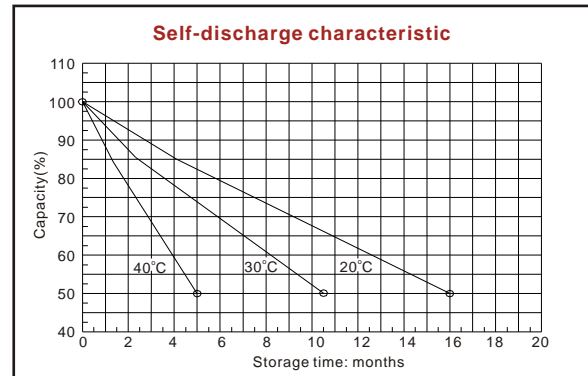
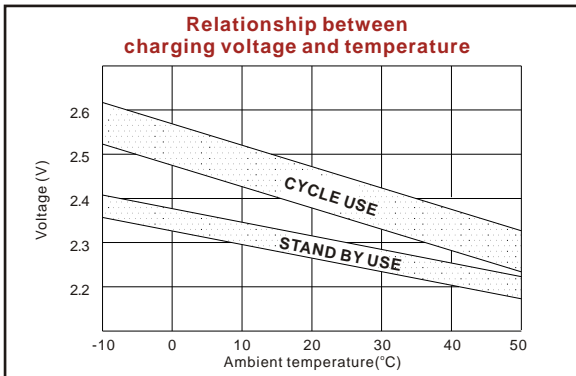
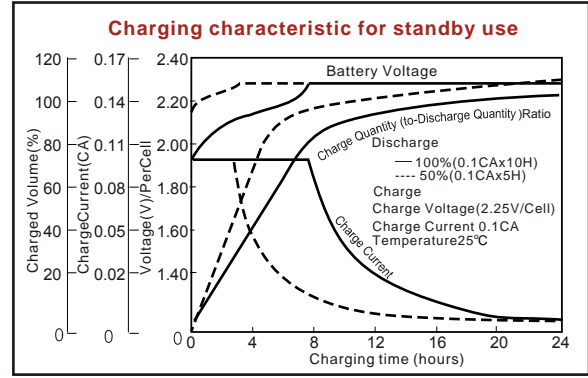
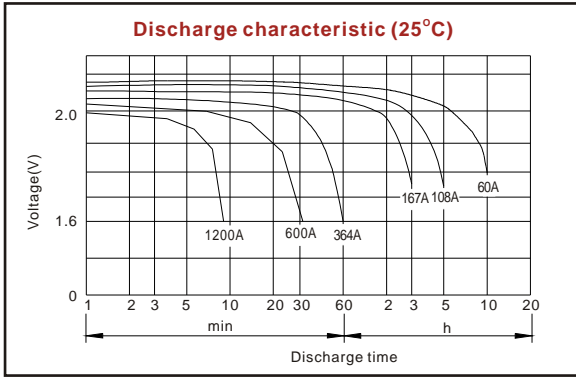
Discharge Constant Current (Amperes at 77°F25°C)

End Point Volts/Cell	15min	30min	45min	1h	3h	5h	10h
1.60V	887	618	480	364	186	115	65
1.65V	844	590	461	351	181	113	64
1.70V	800	562	440	337	174	111	63
1.75V	755	533	419	322	167	108	61
1.80V	710	503	397	307	160	105	60

Discharge Constant Power (Watts at 77°F25°C)

End Point Volts/Cell	15min	30min	45min	1h	2h	3h	5h
1.60V	1424	1123	905	710	483	358	225
1.65V	1347	1067	864	680	472	349	222
1.70V	1269	1009	820	649	460	340	218
1.75V	1191	951	776	617	446	330	214
1.80V	1112	892	731	583	418	309	211

(Note)The above characteristics data are average values obtained within three charge/discharge cycles not the minimum values. All data shall be changed without notice,Luxury reserves the right to explain and update the information contained hereinto.





ISO9001:2008



MH25860



G4M19906-9202-E-16



SUMMIT OF TECHNOLOGY

E-mail: sales@luxury-system.com
Website: <http://www.luxury-system.com>

LUXURY SYSTEM . CO ., LTD